

WARNING

AVOID INJURY OR DEATH

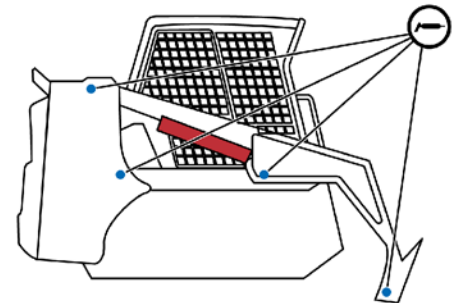
- Keep door closed except for service.
- Keep engine clean of flammable material.
- Keep body, loose objects and clothing away from electrical contacts, moving parts, hot parts and exhaust.
- Do not use loader in space with explosive dusts or gases or with flammable material near exhaust.
- Never use ether or starting fluid on diesel engine with glow plugs. Use only starting aids as approved by engine manufacturer.
- Leaking fluids under pressure can enter skin and cause serious injury.
- Battery acid causes severe burns; wear goggles. If acid contacts eyes, skin, or clothing, flush with water. For contact with eyes, flush and get medical attention.
- Battery makes flammable and explosive gas. Keep arcs, sparks, flames and lighted tobacco away.
- For jump start, connect negative cable to loader engine last (never at the battery). After jump start, remove negative connection at the engine first.
- Exhaust gases can kill. Always ventilate.

SERVICE CHECKLIST AND SCHEDULE

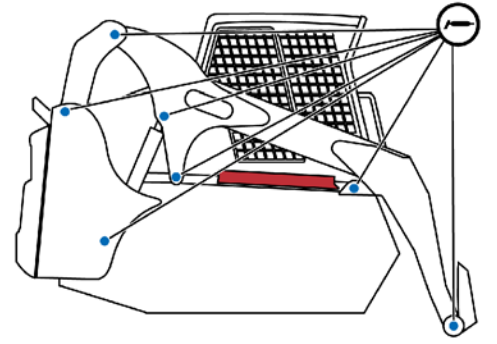
- EVERY 10 HRS (BEFORE STARTING THE LOADER)**
- ▲ ■ **ENGINE OIL & FILTER** - Check level and add as needed. Do not overfill. Change oil and filter after first 50 Hrs, then refer to Operation & Maintenance Manual for proper change interval for your Model.
 - **ENGINE AIR FILTER** - Check condition indicator and/ or display. Service only when required. Do not use compressed air to clean elements.
 - **ENGINE AIR SYSTEM** - Check for leaks and damaged components.
 - **ENGINE COOLING SYSTEM** - Clean debris from grill, oil cooler and radiator. Check coolant level cold; add coolant mixture if required.
 - **FUEL FILTER** - Remove trapped water.
 - **LOADER LIFT ARMS, LIFT LINKS, CYLINDERS, BOB-TACH PIVOT & WEDGES, STEERING CYLINDERS (AWS Machines Only)** - Lubricate with multipurpose lithium based grease.
 - **SEAT BELT, SEAT BAR AND CONTROL INTERLOCKS** - Check function. Repair or replace as needed. Clean dirt and debris from moving parts.
 - **BICS** - Check for correct function. Clean dirt and debris from moving parts. Lift and Tilt functions **MUST NOT** operate with seat bar raised.
 - **TIRES** - Check air pressure. Inflate to **MAXIMUM** pressure shown on sidewall of tire.
 - **GENERAL** - Check for loose or broken parts, damaged operator cab, instrument operation, loose wheel nuts or track sprocket nuts, oil leaks, damaged or missing safety signs (decals).
- EVERY 50 HRS**
- **HYDRAULIC FLUID, HOSES AND TUBELINES** - Check fluid level and add if required. Check for damage and for leaks. Repair or replace as needed.
 - **FINAL DRIVE TRANSMISSION (Chaincase, Wheel Machines Only)** - Check fluid level and add if required.
 - **HYDRAULIC & STEERING CONTROLS (PEDALS, HAND, and/ or JOYSTICK)** - Check for correct operation. Adjust as needed.
 - **WHEEL NUTS / TRACK DRIVE SPROCKETS** - Check for loose nuts and tighten as needed.
 - **TRACK TENSION (Track Machines Only)** - Check tension and adjust as needed.
- EVERY 100 HRS**
- **SPARK ARRESTOR MUFFLER** - Empty spark chamber. (If equipped.)
 - **BATTERY** - Check battery for damage, hold down clamps, cables, connections and electrolyte level. Add distilled water as needed.
 - **DRIVE LINE** - Lubricate Engine-to-Pump Coupler with multipurpose lithium based grease. (If equipped.)
- EVERY 250 HRS**
- **STEERING LEVER PIVOTS** - Lubricate with multipurpose lithium based grease. (If equipped.)
 - **FUEL FILTER** - Replace filter.
 - **KING PINS (AWS Machines Only)** - Lubricate with multipurpose lithium based grease.
 - ▲ ■ **ENGINE / HYDRAULIC DRIVE BELT** - Check for wear or damage. Adjust or replace as needed. (If equipped.)
 - **FAN DRIVE GEARBOX** - Check fluid level and add if required. (If equipped.)
 - **OTHER DRIVE BELTS (Hydrostatic pump, water pump, alternator, and air conditioner - if equipped.)** - Check condition and tension. Adjust or replace as needed.
 - **BICS** - Check function of Lift Arm By-Pass control.
- EVERY 500 HRS**
- ▲ ■ **FAN / HYDRAULIC / HYDROSTATIC SYSTEM** - Replace filter. Replace reservoir breather cap.
 - **STEERING VALVE INLINE FILTER (AWS Only)** - Replace filter.
 - **HYDROSTATIC MOTOR CARRIER (Track Machines Only)** - Replace oil.
- EVERY 1000 HRS**
- **HYDRAULIC RESERVOIR** - Replace fluid.
 - **FINAL DRIVE TRANSMISSION (Chaincase on Wheel Machines Only)** - Replace fluid.
 - **TRACK ROLLER, IDLER ASSEMBLIES (Track Machines Only)** - Replace fluid (If required).
 - ▲ ■ **DRIVE MOTOR CASE DRAIN FILTER** - Replace filter (If equipped.)
 - **WHEEL BEARING & OUTER SPLINES (AWS only)** - Repack wheel bearings, grease internal splines in hub yoke. (Dealer Service Only)
- NOTES:**
- * Replace element sooner if transmission warning indicator remains on for more than 5 minutes after hydraulic fluid is at operating temperature.
 - ▲ Service at first 50 Hours, then as scheduled.
 - See Operation & Maintenance Manual for correct fluid specifications, filter part number and location, and appropriate service interval for your Model.

SEE OPERATION & MAINTENANCE MANUAL FOR MORE INFORMATION AND INSTRUCTIONS.

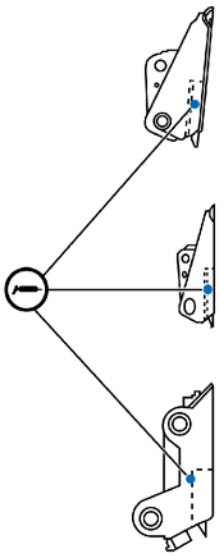
GENERAL LUBRICATION DIAGRAMS



RADIUS PATH MACHINE



VERTICAL PATH MACHINE



● TYPICAL GREASE POINTS



Use Genuine Bobcat Replacement Parts